



Revel Environmental Manufacturing Inc.
 sales@remfilters.com (888) 526-4736 Lic. No. 857410

Northern California
 960-B Detroit Avenue
 Concord, California 94518
 P: (925) 676-4736
 F: (925) 676-8676

Southern California
 215 E. Orangethorpe Ave., #282
 Fullerton, California 92832
 P: (714) 720-4604
 F: (714) 557-2679

- TOOLS REQUIRED:**
- 1) Hammer Drill, with 1/4" masonry drill bit.
 - 2) Hammer.
 - 3) Measuring Tape.
 - 4) 1/4" X 2.25" Concrete Anchors. i.e. (Red Head)

For the Installation of the TRITON Curb Inlet

PATENT PENDING

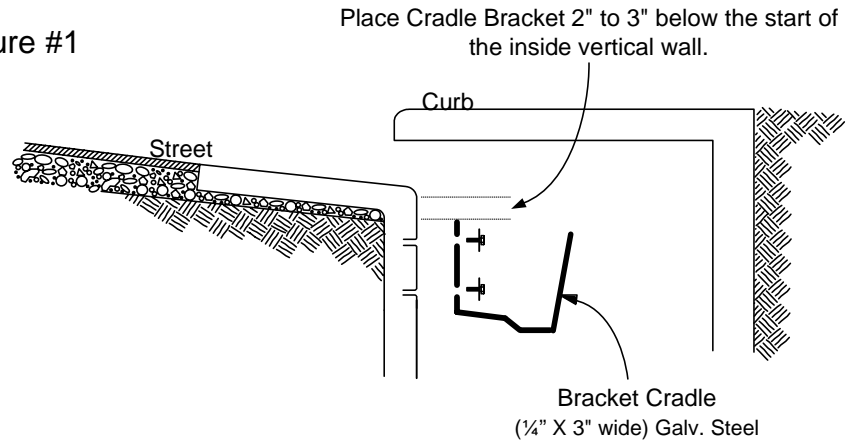
Step #1)

Starting from the left wall to right when inside of catch basin (facing the street), Place curb inlet 2" to 3" below the start of the inside vertical wall. Mark the height on the wall.

Note: Each section should come with two Cradle Brackets.

For curb inlets larger than 3.5', Joint Cplg's will also be supplied.
 (See Figure #3)

Figure #1

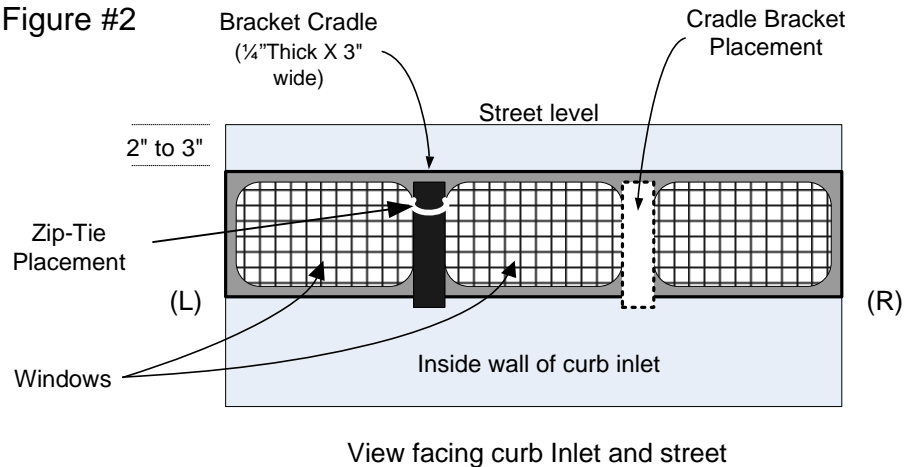


Step #2)

Determine where the Cradle bracket is to be placed horizontally along inside wall. The bracket should be placed in between the windows of the curb inlet filter. For a 2' Curb Inlet section with one window, the brackets will go on the two ends. Mark the location on the wall. Having the bracket against the wall, mark location of holes to be drilled. Drill two holes per bracket using 1/4" Masonry drill to install anchors. Secure cradle bracket to wall. Place curb inlet into cradle.

Note: The cradle bracket should not be placed where it obstructs the storm flow through the filter.

Figure #2

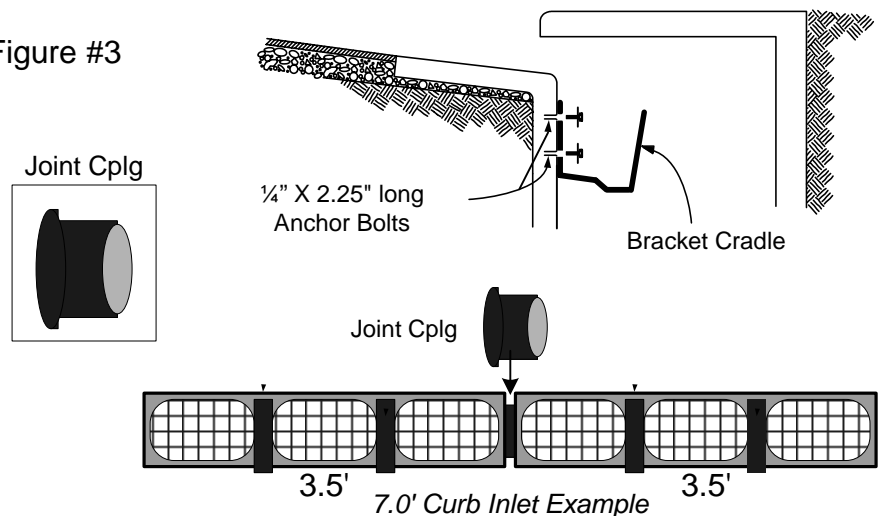


Step #3)

When adding adjacent sections, duplicate steps #1 & #2, installing from left to right, making sure all section are at the same height. After installing the first two sections, place the black ABS joint coupling (provided) into both adjoining filter ends, then lock coupling into place by using set screws (provided)

Note: The cradle bracket should not be placed where it obstructs the storm flow through the filter.

Figure #3



Note: To secure Curb Inlet Filter in place, fasten zip ties to Cradle Bracket and Curb Inlet Filter as shown.